



“Growth Built on Gold”

January 2009

Citigold Corporation Limited

Forward Looking Statements

This presentation is intended to provide general information and is not intended to constitute legal, financial, accounting, tax, investment consulting or other professional advice or services. The information that is not about Citigold Corporation is collected from various sources, most of which do not guarantee or warrant correctness. Whilst the information has been collected with reasonable care, Citigold does not guarantee or give any warranty as to its correctness. Although the information has been obtained from sources considered and believed to be both reliable and accurate, no responsibility is accepted for any opinion expressed or for any error or omission in that information. Citigold shall not be liable for any special, direct, incidental, consequential or punitive damages or any other damages or loss whatsoever whether in an action of contract, statute, tort (including without limitation, negligence) or otherwise relating to the use of this presentation or information. The following statements apply in respect of the information in this report that relates to Exploration Results, Mineral Resources and Ore Reserves: The information is based on, and accurately reflects, information compiled by Mr Christopher Alan John Towsey, who is a Corporate Member of the Australasian Institute of Mining and Metallurgy and the Australian Institute of Geoscientists. He is a geologist and employed by Citigold as Chief Operating Officer. Mr Towsey has relevant experience in relation to the mineralisation being reported on to qualify as a Competent Person as defined in the Joint Ore Reserves Committee (JORC) Australasian Code for Reporting of Identified Mineral Resources and Ore Reserves. He has consented in writing to the inclusion in this report of the matters based on the information in the form and context in which it appears.

Brochure to the World

ASX Share Price | NASDAQ Dubai Share Price | FSE Share Price | ADR's USA | Gold Price




"Mining Australia's largest bonanza grade gold deposit"




- About Us ▶
- Investors ▶
- Corporate ▶
- Mining ▶
- Reports ▶





- Contact Us
- Gold in Media
- Image Gallery
- Gold Facts
- Links



10 million ounce (311,000Kg) gold deposit.



Citigold's Low Cost Advantage.



Adding Shareholder value.

Announcements

- ▶ 16 Dec - Substantial Shareholder Notice
- ▶ 12 Dec - Change of Director's Interest Notice
- ▶ 1 Dec - Citigold AGM Resolutions Passed
- ▶ 24 Nov - Citigold Listed on NASDAQ Dubai
- ▶ 6 Nov - Deep Hole Success at Charters Towers
- ▶ 6 Nov - General Meeting Resolutions Passed



29th January 2009
Proactive Investors
[One2One Investor Forum](#)
London



Subscribe to receive announcements by email.

Name:

Email:



[Legal](#) | [Site Map](#) | [Privacy Policy](#) | [Print](#)

Copyright © 2009 Citigold Corporation Limited ABN: 30 080 397 177
Citigold is a registered trademark for precious metals. Website Designed By BARRATECH

Citigold Value Differentiators



1. **Gold producer**
2. **Large gold deposit**
3. **High grade**
4. **10 M/oz Resource**
5. **Long life mine**
6. **Major gold plant**
7. **Reserve growth**
8. **Single efficient mine**
9. **Low operating cost**
10. **Good infrastructure**

“Proven performer with strategy and determination”



Our Business is mining gold at a low cost and increasing the \$value of the large gold asset in the ground.

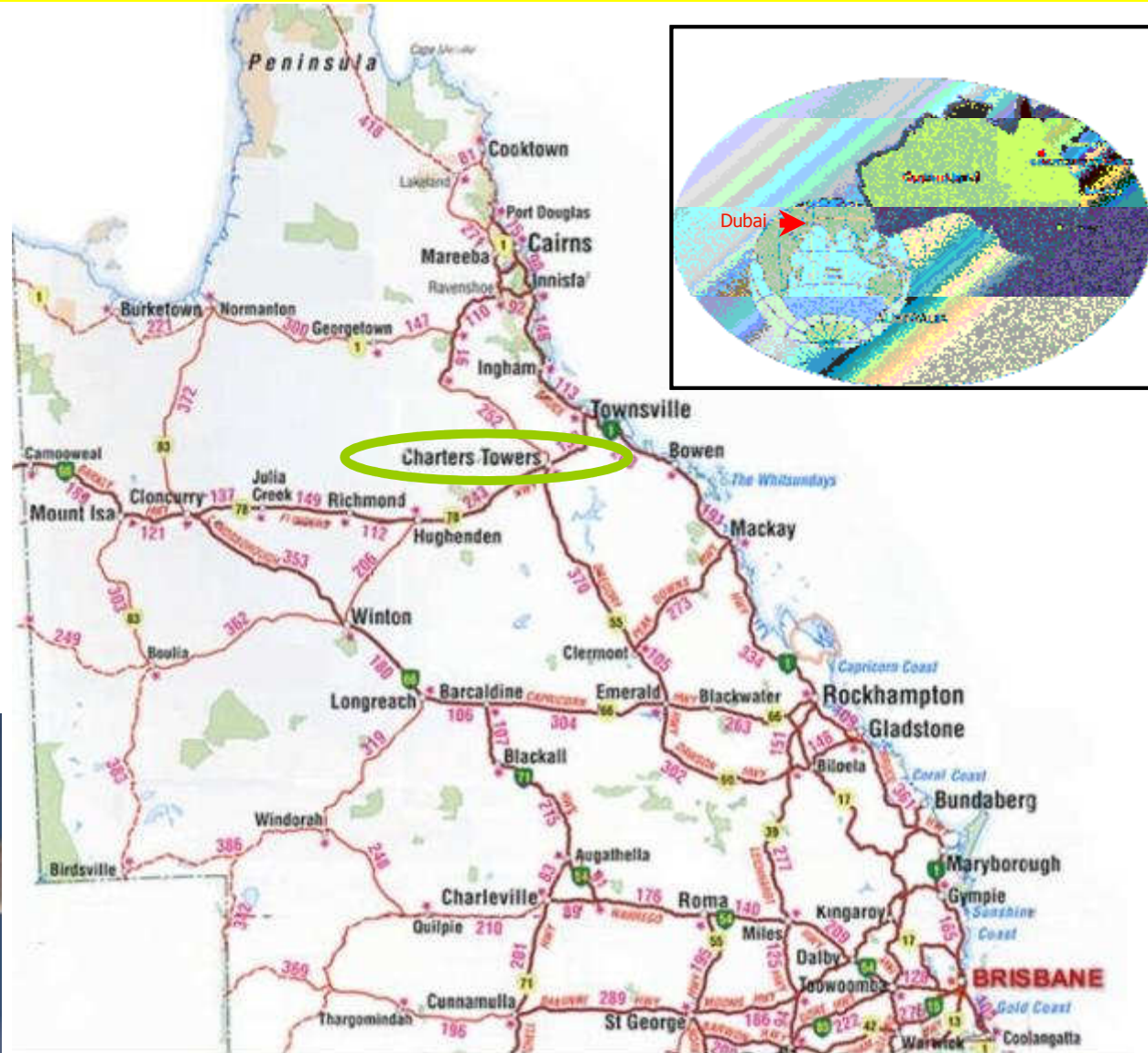
Citigold Top Performer in 2008



“During recent troubled times Citigold has outperformed both the ASX top 300 index and the ASX gold index by over 90% and 50% respectively”

Charters Towers Goldfield

- ✓ Australia's largest high-grade gold deposit
- ✓ 10 million ozs

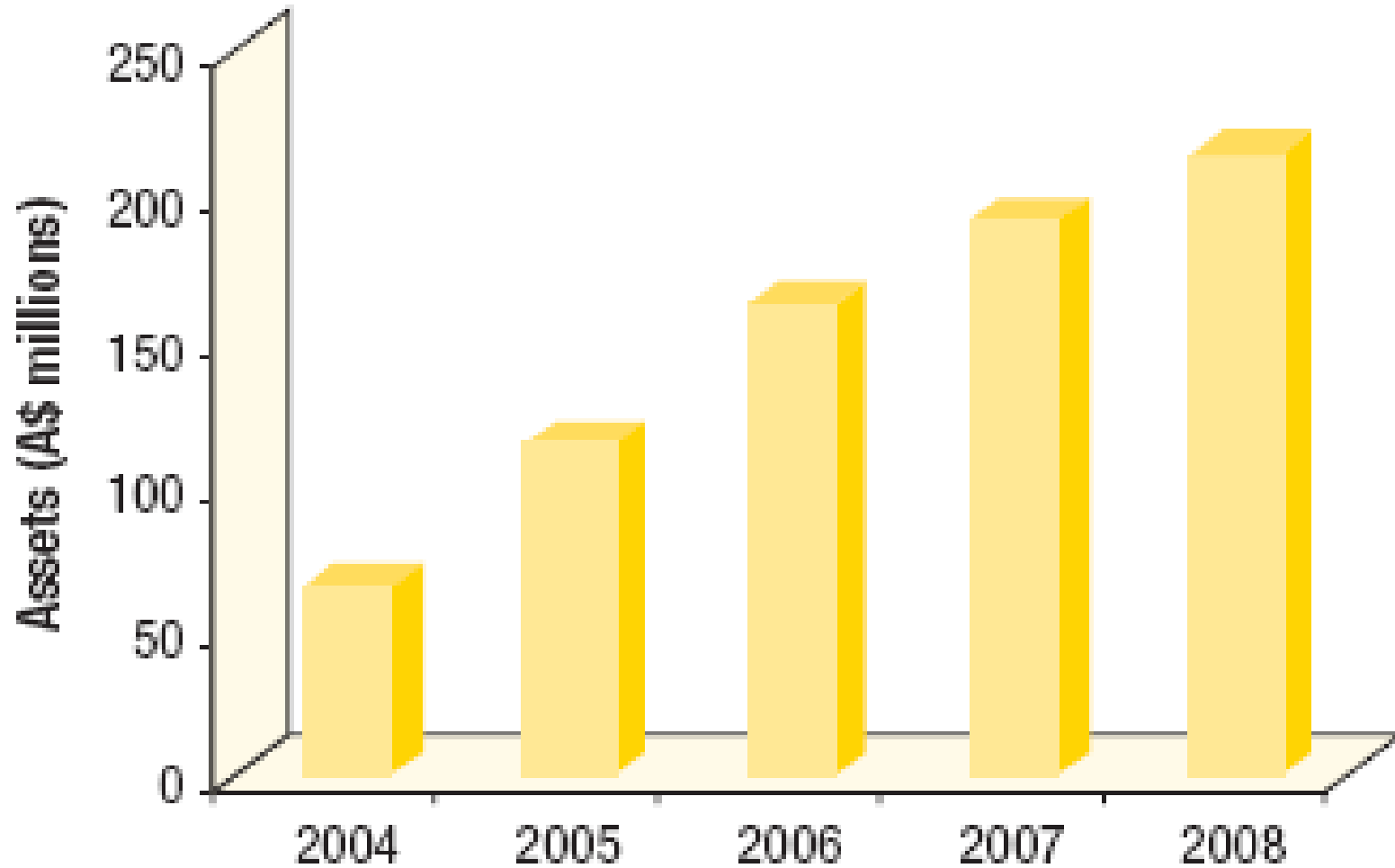


2008 to 2009 was a Good Year



- Revenue up \$12 M
- Gold sales A\$917 /oz
- Cash cost A\$495 /oz
- Mine rate 16,000 oz/yr
- ✓ Expansion started
- ✓ High Grade 11.7 g/t
- ✓ Funding for Growth

Strong Audited Asset Growth



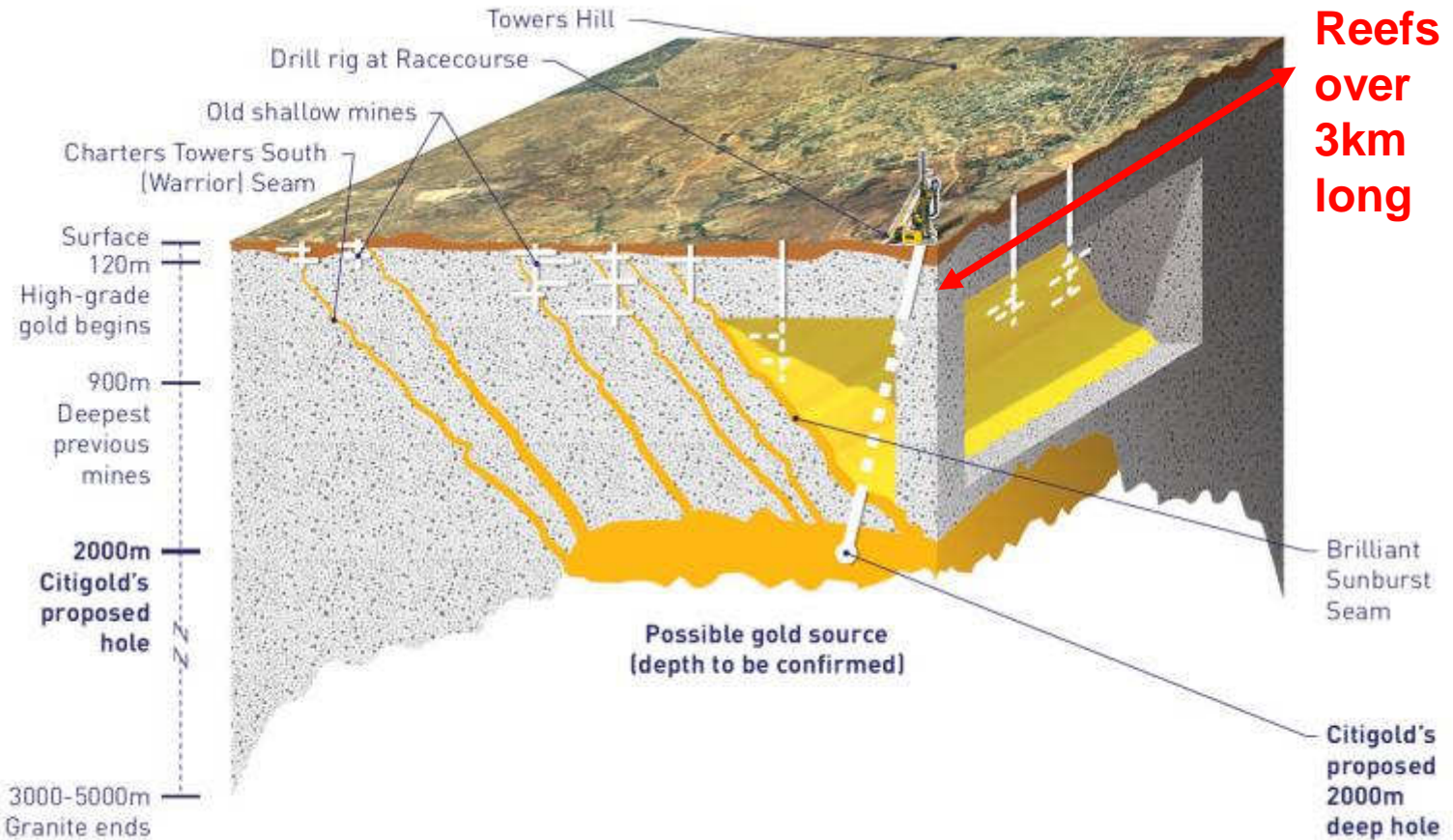
Gold Extraction Plant



“Mineral rights plus surface and underground mining infrastructure wholly owned and operated by Citigold”

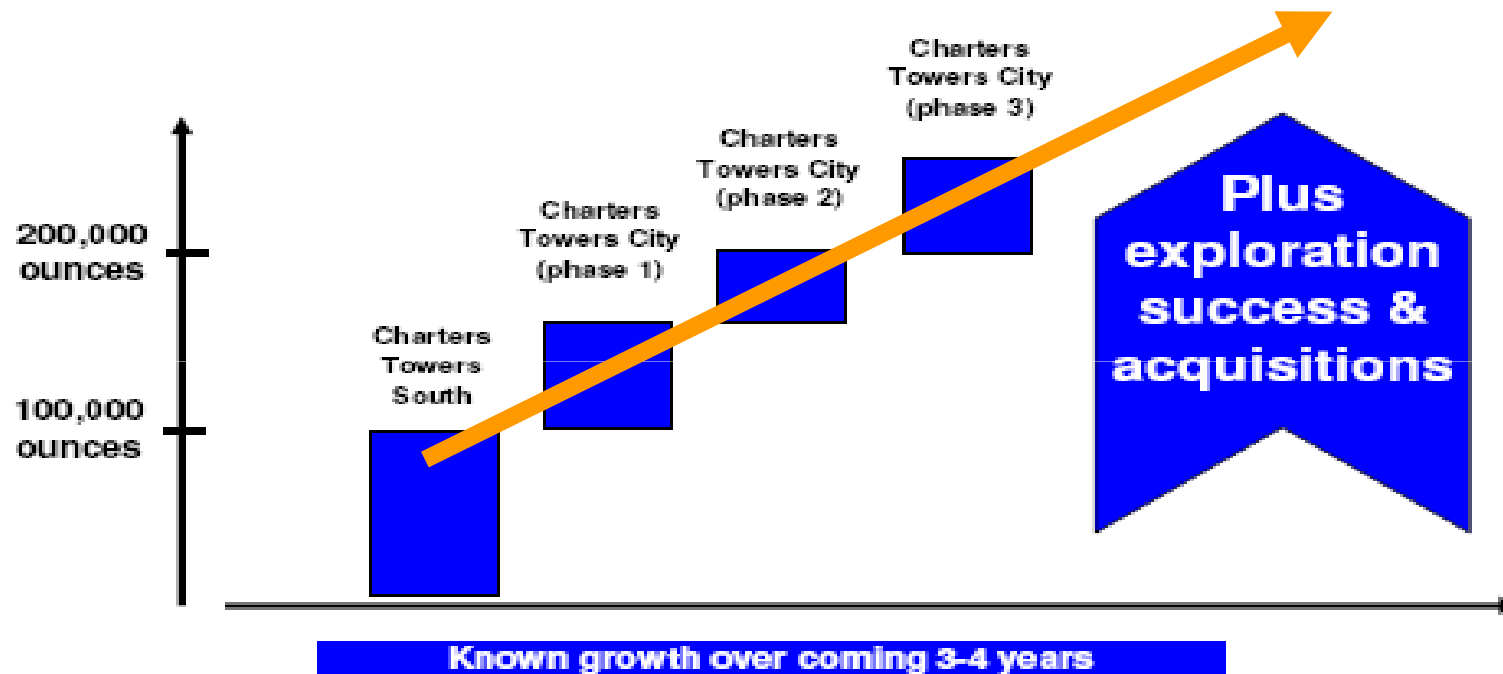
Large High Grade Gold Asset

CHARTERS TOWERS GOLD DEPOSIT



“Large gold deposits are very rare”

Funding for Growth in 2009




\$35 million Funding Deal Done

“Growth Plan 16,000 to 300,000 ounces per year”

Drilling to Expand Gold Asset

“Drilling program is underway to further increase the value of gold in the ground”



Gold in the Ground is Valuable



Gold is RARE (real money) and the Central Bank's and governments now hold only **SMALL** amounts to back **TRILLIONS** and **TRILLIONS** of government paper money.

- ✓ Estimated Central Bank gold was 37,000 tonne in 1965 and now is 26,000 tonne.
- ✓ @ US\$900 per oz value is only US\$750 Billion.
- ✓ All the Gold ever mined is equal to a Tennis Court stacked 20 metres high.

- ✓ Gold is currently trading for over A\$1,250 per oz.
- ✓ Citigold's share price market capitalisation implies our gold in ground currently 'costs' an investor under A\$20 per oz.
- ✓ Drilling success can lift this market value five fold.
- ✓ Value of gold in ground increases with a rising gold price.


Very High Grade Gold Ore

Sample 2 metres wide @ 2.4 oz/tonne



“The high grade gold ore is easy to see”

Low Cost Mechanised Mining



1. Cash cost to mine gold budget A\$350 /oz.
2. Sales revenue budgets A\$900 /oz (currently over A\$1,250 /oz).
3. Forecast mine life of 30 years.
4. Unhedged. Gold upside.
5. Large high-grade gold deposits are VERY rare.

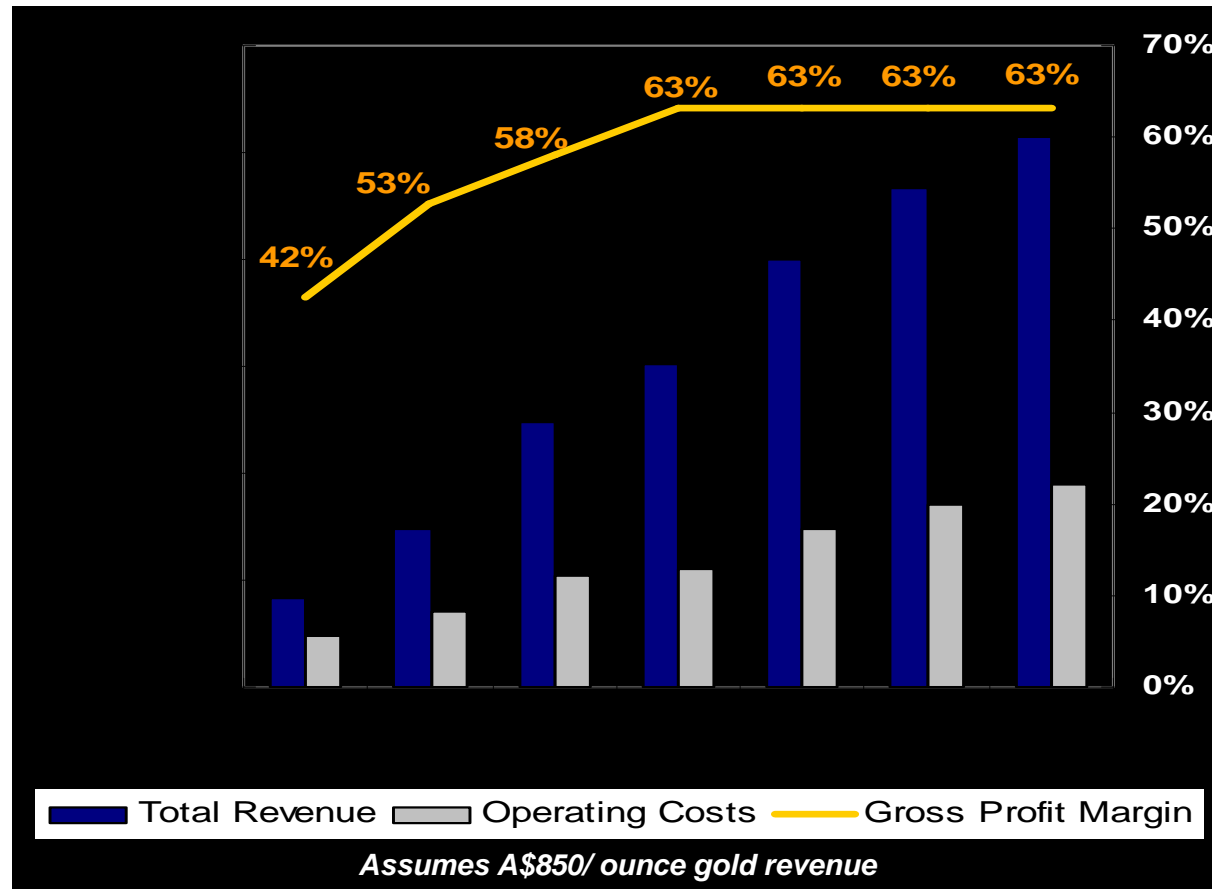
International Standard Deposit

- ✓ **JORC Compliant.**
- ✓ **Over 1,850 holes.**
- ✓ **Gold starts near surface.**
- ✓ **Resource to Reserve upgrade underway.**
- ✓ **80% Target Conversion.**



JORC Category	TONNES	GRADE g/t	Contained ounces
Inferred Mineral Resources	23,000,000	14	10,000,000
Indicated Mineral Resources (includes Probable Ore Reserve)	740,000	15	370,000
Probably Ore Reserves (contained within Indicated Mineral Resource)	800,000	13	330,000

Low Cost to Extract the Gold



“Gross profit margin grows as gold output increases”

Proven Leadership Team



“Corporate, operations and technical leadership team is very experienced in efficient and responsible mining on the Charters Towers goldfield”



“Growth Built on Gold”

for further information visit

www.citigold.com

ASX & NASDAQ Dubai code: ‘CTO’

Market Capitalisation @ A30c : A\$221M

Total Shareholders: 9,630

Top 20 hold: 41%

Head Office: Brisbane, Australia