



Proactiveinvestors
November 2010

Disclaimer

The information contained in this presentation (“Presentation”) has been prepared by Caza Oil & Gas, Inc. (the “Company”) and is being delivered for informational purposes and only in relation to shares in the Company. The Presentation has not been independently verified and the information contained within is subject to updating, completion, revision, verification and further amendment. The Presentation does not purport to contain all information that a prospective investor may require. While the information contained herein has been prepared in good faith, neither the Company nor its shareholders, directors, officers, agents, employees or advisors give, have given or have authority to give, any representations or warranties (express or implied) as to, or in relation to, the accuracy, reliability or completeness of the information in this Presentation, or any revision thereof, or of any other written or oral information made or to be made available to any person (all such information being referred to as “Information”) and liability therefore is expressly disclaimed. Accordingly, neither the Company nor any of its shareholders, directors, officers, agents, employees or advisers take any responsibility for, or will accept any liability whether direct or indirect, express or implied, contractual, tortious, statutory or otherwise, in respect of the accuracy or completeness of the Information or for any of the opinions contained herein or therein or for any errors, omissions or misstatements or for any loss, howsoever arising, from the use of this Presentation. In furnishing this Presentation, the Company does not undertake or agree to any obligation to provide the recipient with access to any additional information or to update this Presentation or to correct any inaccuracies in, or omissions from, this Presentation which may become apparent. In this disclaimer, references to the Presentation include (where the context requires) oral statements.

This Presentation should not be considered as the giving of investment advice by the Company or any of its shareholders, directors, officers, agents, employees or advisors. In particular, any estimates or projections or opinions contained herein necessarily involve significant elements of subjective judgment, analysis and assumption and each recipient should satisfy itself in relation to such matters.

This Presentation does not constitute, or form part of, any offer or invitation to sell or issue, or any solicitation of any offer to subscribe for or purchase, any securities of the Company, or any invitation otherwise to engage in investment activity, nor shall it or any part of it, or the fact of its distribution, form the basis of, or be relied upon in connection with, or be or act as any inducement to enter into, any contract or commitment whatsoever with respect to such securities.

The delivery or distribution of this Presentation in or to persons in certain jurisdictions may be restricted by law and persons into whose possession this Presentation comes should inform themselves about, and observe, any such restrictions. Any failure to comply with these restrictions may constitute a violation of the laws of the relevant jurisdiction. In particular, this Presentation has not been approved by an authorised person pursuant to Section 21 of the Financial Services and Markets Act 2000 (“FSMA”) and accordingly it is being delivered in the United Kingdom only to persons to whom this Presentation may be delivered without contravening the financial promotion prohibition in Section 21 of the FSMA. Those persons are described in the Financial Services and Markets Act 2000 (Financial Promotion) Order 2005 (“Order”) and include persons to whom it can be made pursuant to article 69 of the Order.

This Presentation has not been approved as a prospectus by the UK Financial Services Authority (“FSA”) under Section 87A of FSMA and has not been filed with the FSA pursuant to the United Kingdom Prospectus Rules. In addition, neither this Presentation nor any copy of it may be taken or transmitted into the United States of America or Canada or distributed directly or indirectly, in the United States of America or Canada, or to any resident thereof. Any failure to comply with these restrictions may constitute a violation of applicable U.S. or Canadian securities laws. By accepting this Presentation, the recipient represents and warrants that it is a person to whom this Presentation may be delivered or distributed without a violation of the laws of any relevant jurisdiction. This Presentation must not be copied, published, disclosed, reproduced or distributed in whole or in part at any time without the prior written consent of the Company, or used for any other purpose, and any other person who receives this Presentation should not rely or act upon it.

This presentation contains certain forward looking statements and disclosure regarding the Company’s reserves and resources. Please see “Forward Looking Statements” and “Notes Regarding Oil and Gas Disclosure” at the end of this presentation for more information relating to these matters.

Further information about the Company is available on the internet on the Company’s profile at www.sedar.com.

Company Overview

- Caza Oil & Gas is an independent oil and gas company focussed on onshore exploration, development and production in Texas, Louisiana and New Mexico
- Headquarters in Houston with dual listing on AIM and TSX Main exchanges
- Experienced management team with significant basin knowledge, and exploration and operational expertise
- Unique seismic dataset covering 8,000 sq. miles
- Current market capitalisation of £78m (\$124m) with no debt and current cash of approx. \$33m

Corporate Strategy

- Achieve significant organic growth in reserves and production by focusing on **material internally** generated prospects
- Exploit ranked opportunity set for **repeatable** success
- Reprocessing seismic data into **proprietary** data over multi-pay fairways
- Control of project execution and timing through **operatorship**
- Stay close to established infrastructure – quick hook up including **discovery** wells

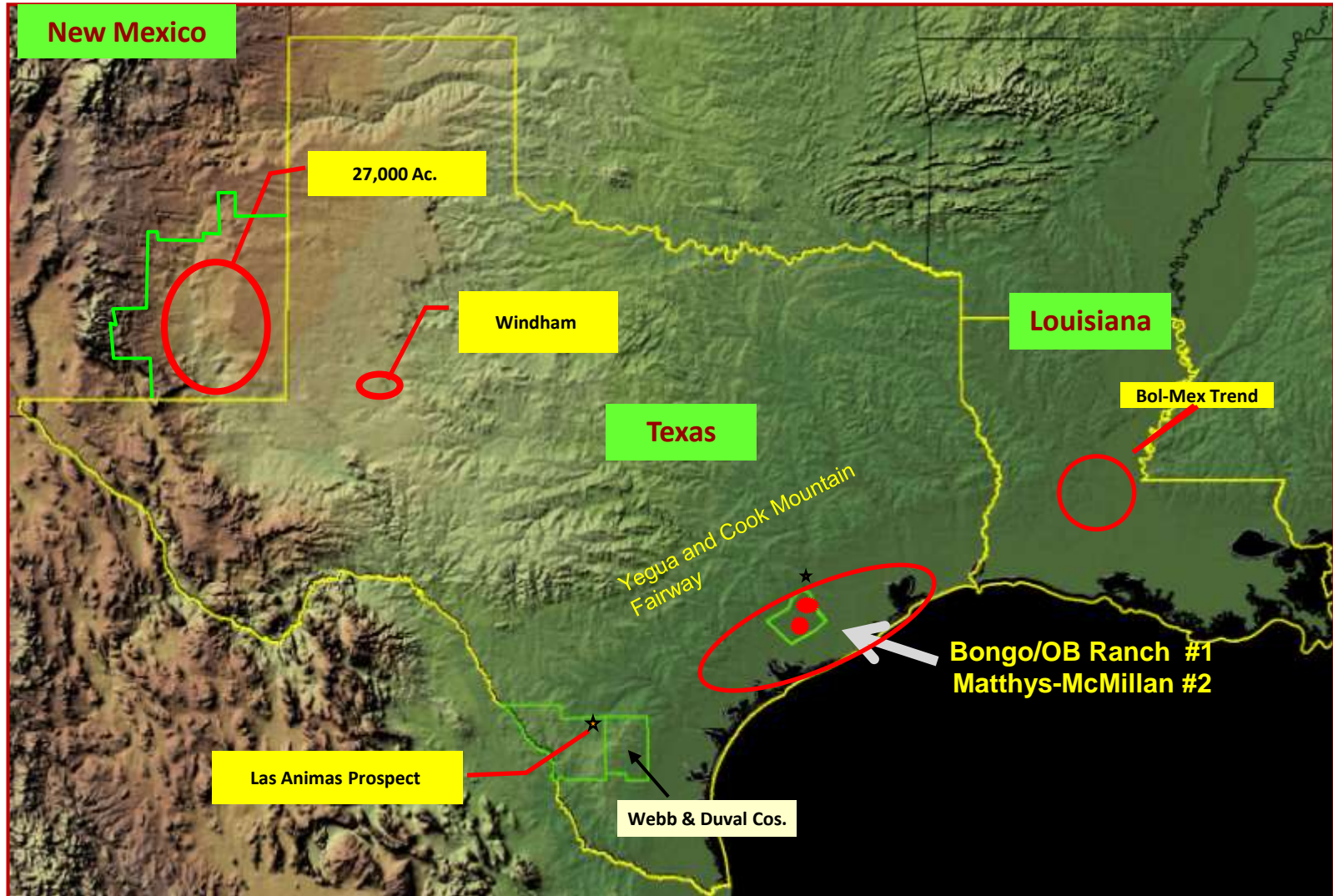
Successful \$30m raise

- Following recent exploration success the company is moving forward with developing its prospects
- Recent equity capital raising of approx. \$30m (45 million shares @ 42p) will allow the Company to:
 - **Accelerate OB Ranch development**
 - **Accelerate potential Windham development**
 - **Drill exploration wells at Arran & Tiree prospects**
- Workover programme and current developments will grow production levels in near term to contribute towards further exploration and development activity

Asset overview

- Production overview (3Q10 average 845Mcfge/day)
 - Production from 15 wells
 - Ongoing frac programme to significantly boost production
- Upcoming high impact drilling campaign
 - Arran – targeting 177Bcf & 3.0MMbbl
 - Tiree – targeting 76Bcf & 1.4MMbbl
 - Lewis – targeting 42Bcf & 0.8MMbbl
- Multiple prospects and leads identified
- Multiple plays across acreage with multiple pay zones
- Unique seismic dataset covering over 8,000 square miles

Project locations (approx. 55,000 gross acres)



Upcoming Activities

- **Q4 2010**
 - OB Ranch #1 (Bongo discovery) production
 - Drill Arran prospect
 - Complete Caza 158 # 1 frac stimulation
 - Commence Caza 162 #1 frac stimulation
- **Q1 2011**
 - Drill Bongo offset well
 - Commence Bongo development drilling
- **Q2 2011**
 - Drill Tiree prospect
- **Other 2011 Activities**
 - Drill Lewis prospect
 - Farm out of Las Animas prospect
 - Further Windham wells anticipated

High Impact Exploration

- **^ Arran (Caza 25% W.I.)**
 - 176.8Bcf & 3.0MMbbl
- **^ Tiree (Caza 25% W.I.)#**
 - 75.6Bcf & 1.4MMbbl
- **^ Lewis (Caza 50% W.I.)#**
 - 42.2Bcf & 0.8MMbbl
- **~Bongo Offset (Caza 65% W.I.)#**
 - 50Bcf
- **^ Las Animas (Caza 25%* W.I.)**
 - 108Bcf

[^] Netherland, Sewell & Associates Inc. (NSAI) Gross Best Estimate Unrisked Prospective Resource

*After farm out

#Currently leasing

~ Company gross best estimate unrisked prospective resources

Activity Timeline



Louisiana and Texas 3D seismic data licences



TEXAS & LOUISIANA GULF COAST

8,000+ sq. mi. of 3D Seismic Data

Recent successes

- OB Ranch #1 (Bongo) frac completed
- Matthys-McMillan #2 Yegua completion
- Arran prospect exploration well staked
- Windham Wolfberry prospect farmed out to Devon Energy
 - Caza 158 #1 frac stimulation underway
 - Caza 162 #1 awaiting frac stimulation

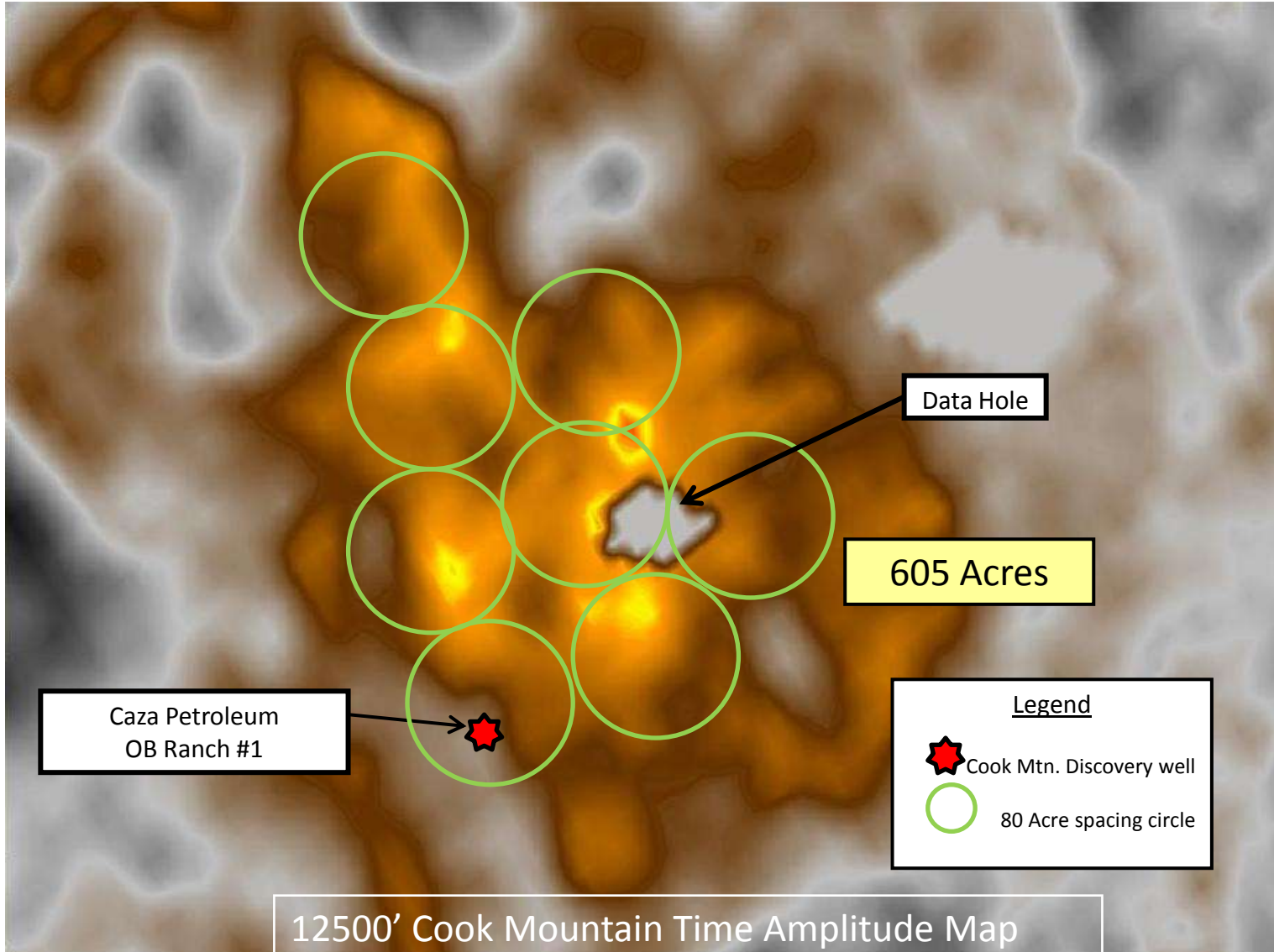


OB Ranch #1

- Encountered >100ft Cook Mountain sands
- Also penetrated margins of Yegua sand anomaly
- Demonstrates multi target potential of region
- Test results 2.65MMscfd and 311bopd on 10/64" choke. Company P3 reserve estimate for anomaly 45Bcf 3.3.MMbbl
- W.I. 43.28% NRI c.32.03%



Bongo / Cook Mountain



Wharton West Field area

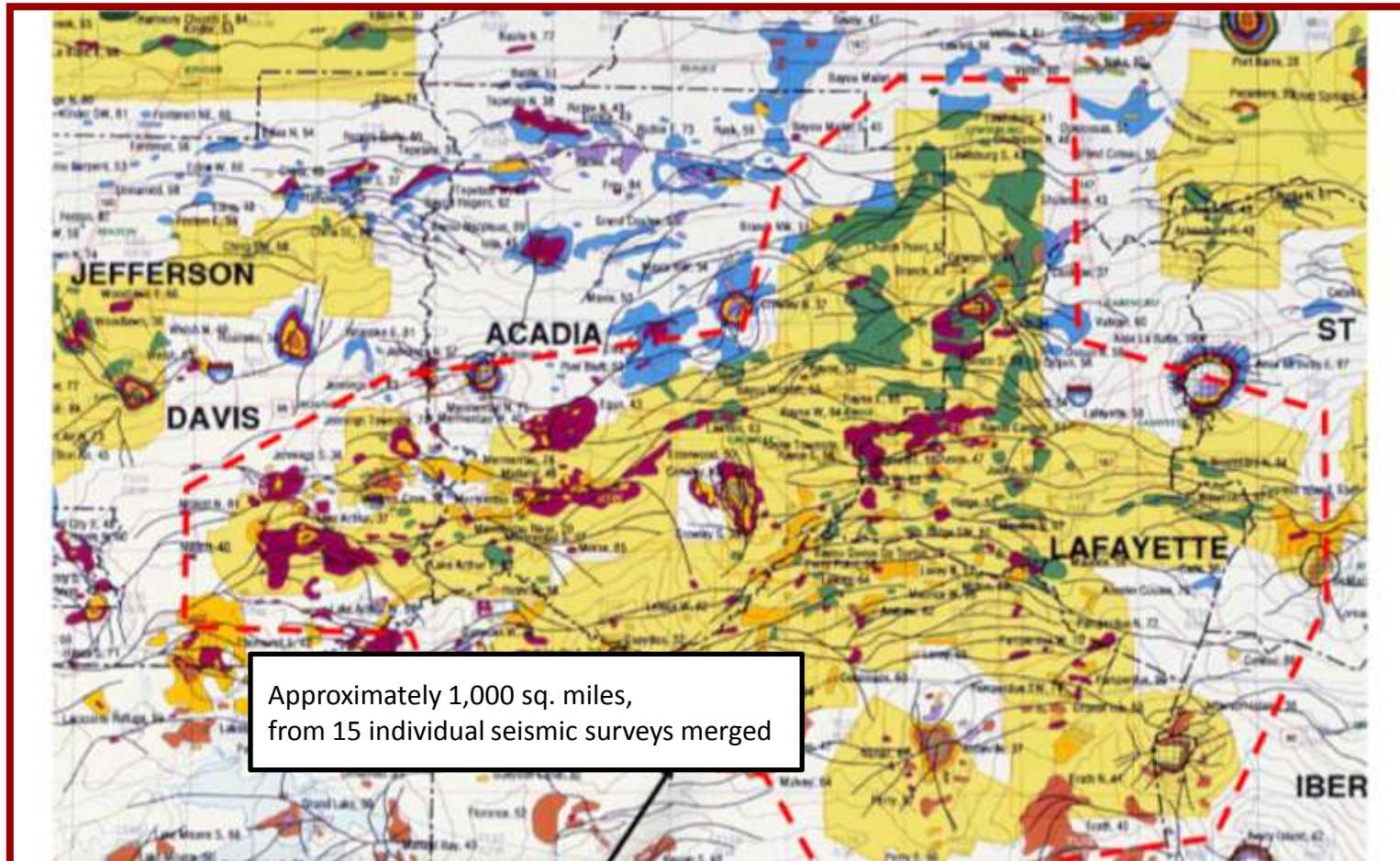


Matthys-McMillan #2

- Producing from Yegua sands
- Fracture stimulated
- Average gross flowrate, Oct. 2010, 146bopd and 480Mcfg/day
- Production facilities and gas lift installed
- Company P3 Reserve estimate 3.2Bcf & 0.4MMbbl gross
- W.I. 19.61% NRI14.32%

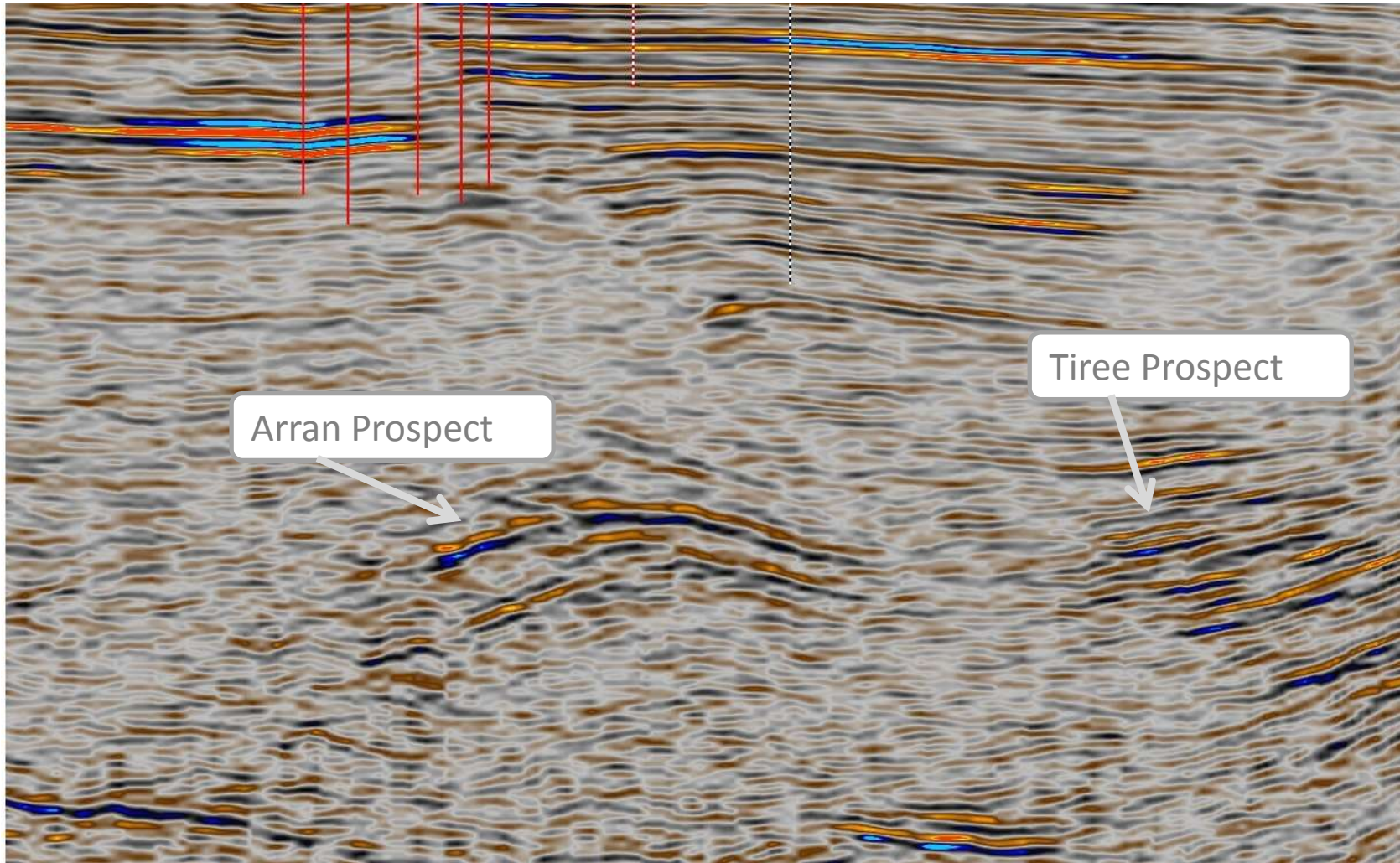


Bol-Mex trend



Approximately 1,000 sq. miles,
from 15 individual seismic surveys merged

Prospects Arran/ Tiree depth section



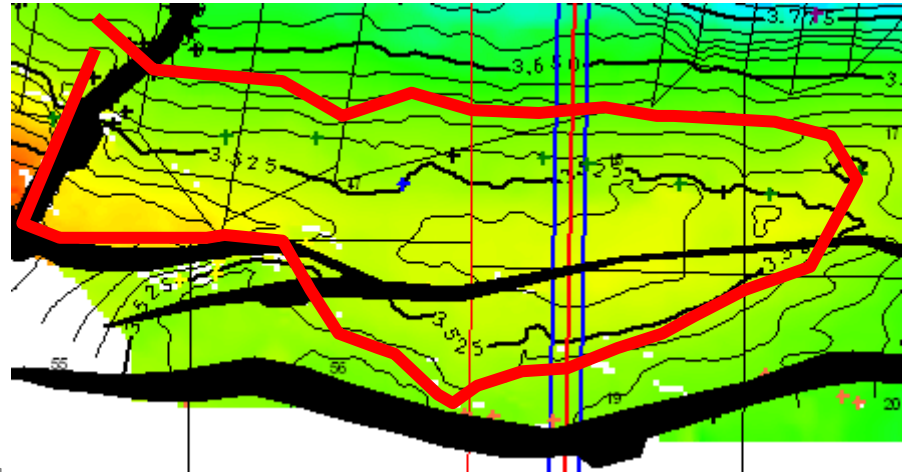
Arran Prospect

Tiree Prospect

300 meters

Arran Prospect

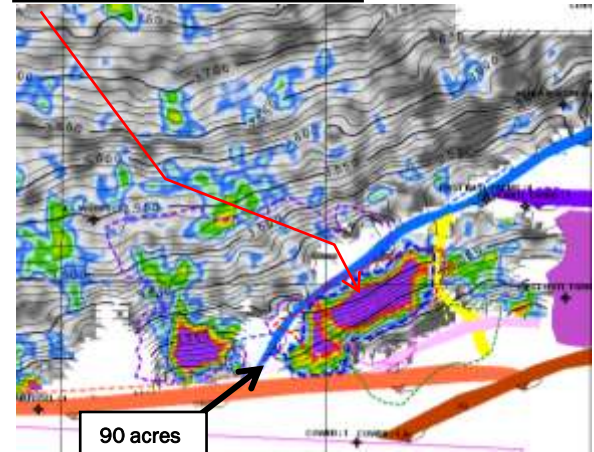
- Bol-Mex trend in Louisiana
- NSAI Gross Best Estimate:
176.8Bcf & 3.0MMbbl of
Unrisked Prospective Resources
- Well planned in Q4 2010
- Prospective reservoir
interval lies within a proven play fairway
- Exploration test of 4 way closure prospect
- W.I. 25% before casing point; 35.94% after casing point;
NRI c.26.24%



Tiree Prospect

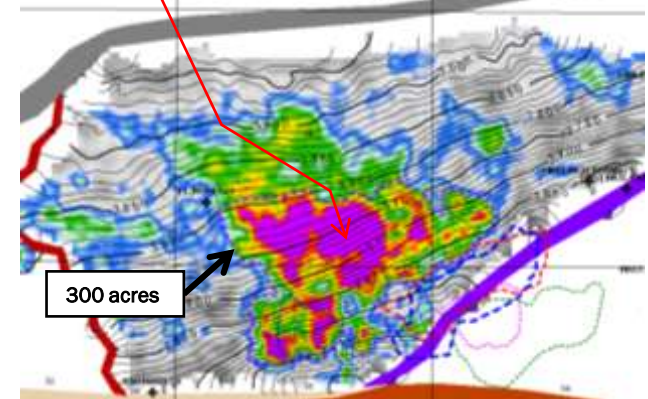
- Bol-Mex trend in Louisiana
- On the flank of a vertical salt weld
- NSAI Gross Best Estimate 75.6Bcf and 1.4MMbbl Unrisked Prospective Resources
- W.I. 25% before casing point; 32.81% after casing point; NRI c.23.95%

Blue trough amplitude.

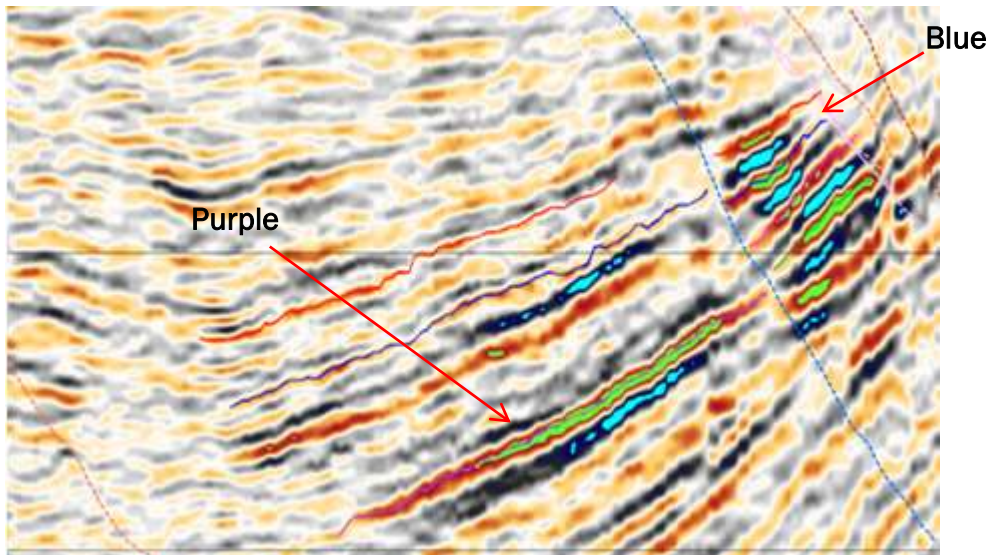


SE

Purple trough/peak amplitude.



NW



Arran - Tiree - Lewis

Netherland, Sewell & Associates, Inc (NSAI) estimates of the gross (100 %) unrisked prospective resources for Caza Petroleum prospects located in Acadia and Vermillion Parish, Louisiana

Unrisked Gross (100 Percent) Prospective Resources

	Low Estimate		Best Estimate		High Estimate		Mean	
	Oil	Gas	Oil	Gas	Oil	Gas	Oil	Gas
<u>Prospect</u>	<u>(MMbbl)</u>	<u>(Bcf)</u>	<u>(MMbbl)</u>	<u>(Bcf)</u>	<u>(MMbbl)</u>	<u>(Bcf)</u>	<u>(MMbbl)</u>	<u>(Bcf)</u>
Arran	0.6	56.0	3.0	176.8	9.5	460.4	4.2	224.1
Tiree	0.2	17.3	1.4	75.6	5.2	227.8	2.2	105.7
Lewis	0.1	9.1	0.8	42.2	3.2	141.8	1.3	63.6

Summary

- Fully funded for near-term high impact exploration
- Accelerated development programme in Wharton County and at Windham Project
- Material prospects do exist in Texas and Louisiana and can be accessed relatively easily and quickly
- Active exploration/development programme planned for 2011
- Further seismic to be reprocessed to identify additional prospects

Management Team

John McGoldrick
Chairman

Michael Ford
CEO/Director

Jim Markgraf
CFO

Cornelius Dupre
Director

John Rooney
Director

James Porter
Director

Ed Duncan
Exploration

Tony Sam
VP, Operations

Richard Albro
VP, Land

FORWARD LOOKING STATEMENTS

Certain statements contained in this Presentation may contain projections or forward looking information (“forward looking statements”) within the meaning of that phrase under Canadian securities laws. When used in this document, the words “may”, “would”, “could”, “will”, “intend”, “plan”, “anticipate”, “believe”, “estimate”, “expect” and similar expressions may be used to identify forward-looking statements. Those statements reflect the Company’s current views with respect to future events or conditions, including resource estimates, drilling plans, development timelines for the company’s projects, reserves and resources estimates, use of funds, including the proceeds of this offering, and predictions of future actions or plans or strategies. While the drilling program disclosed in this Presentation reflects the Company’s current expectations, the drilling plan remains subject to management and board approval and there may be circumstances where changes to the drilling program are advisable for business reasons.

Certain material factors and assumptions were applied by the Company in drawing its conclusions and making those forward looking statements. By their nature, those statements reflect the Company’s current views, beliefs and assumptions and are subject to certain risks, uncertainties, known and unknown, and assumptions, including, without limitation, market and commodity prices, status and stage of development of the projects, reliance on management, risks related to insufficient funding and effects of default on ownership interest, the sale of additional securities, government regulation and third party objections, risks related to the fiscal regime, availability of drilling equipment and access, reliance on third party operators, the marketability of oil and gas, risks related to reserves and resources, independent reviews, hedging risks and the nature of oil and gas exploration and development, the development schedule and cost overruns, human resources and competition, title risks, environmental regulations, the Kyoto Protocol, climate control and similar legislation, operational hazards, abandonment and reclamation costs, risks of third party claims for infringement and foreign exchange.

Many factors including any one or more of the factors cited above could cause the Company’s actual results, performance or achievements to be materially different from any future results, performance or achievements that may be expressed or implied by these forward-looking statements. Should one or more of these risks or uncertainties materialize, or should the assumptions underlying the Company’s projections or forward-looking statements prove incorrect, the Company’s actual results may vary materially from those described in this memorandum as intended, planned, anticipated, believed, estimated, or expected. The Company does not intend and does not assume any obligation to update these forward-looking statements whether as a result of new information, plans, events or otherwise.

NOTES REGARDING OIL AND GAS DISCLOSURE

The term “Mcfge” may be misleading, particularly if used in isolation. An Mcfge conversion rate of one barrel of oil per six thousand cubic feet of natural gas (1 bbl: 6 Mcf) is based on an energy equivalency conversion method primarily applicable at the burner tip and do not represent a value equivalency at the well head.

Information relating to the oil and gas industry and to properties proximate to the Company’s prospects has been taken from independent third party sources. Such information is for information purposes only and is not intended to predict future production from the Company’s prospects and may not have been prepared by a qualified reserves evaluator or auditor.

References to “P3” in this Presentation are to proved plus probable plus possible reserves. Possible reserves are those additional reserves that are less certain to be recovered than possible probably reserves. There is a 10% likelihood that the quantities actually recovered will equal or exceed the sum of proved plus probable plus possible reserves. The estimates of reserves in this presentation for individual properties may not reflect the same confidence level as estimates of reserves for all properties, due to the effects of aggregation.

This Presentation discloses certain estimates of prospective resources applicable to the Company’s properties. Prospective resources are those quantities of petroleum estimated, as of a given date, to be potentially recoverable from undiscovered accumulations by application of future development projects. There is no certainty that any portion of the resources will be discovered. If discovered, there is no certainty that it will be commercially viable to produce any portion of the resources.

Certain disclosure in this Presentation constitutes “anticipated results” for the purposes of National Instrument 51-101 of the Canadian Securities Administrators because the disclosure in question may, in the opinion of a reasonable person, indicate the potential value or quantities of resources in respect of the Company’s resources or a portion of its resources. Without limitation, the anticipated results disclosed in this Presentation include estimates of volume, pay thickness, flow rates and hydrocarbon content attributable to the resources of the Company. Anticipated results are subject to certain risks and uncertainties, including those described above and various geological, technical, operational, engineering, commercial and technical risks. In addition, the geotechnical analysis and engineering to be conducted in respect of such resources is not complete. Such risks and uncertainties may render the resources in question uneconomic or may cause the anticipated results disclosed herein to be inaccurate. Actual results may vary, perhaps materially.

Contact Information

John McGoldrick
Chairman
Tel: +1 832 573 1914

Mike Ford
CEO and President
Tel: +1 281 363 7424

www.cazapetro.com